

# ILSHAM C of E ACADEMY Parent Questionnaire 2023



I wanted to thank you for the time taken to complete this questionnaire. We had a response rate of 45.5% which was 61 families out of 134. Here are the collated responses from across our academy alongside our next steps.

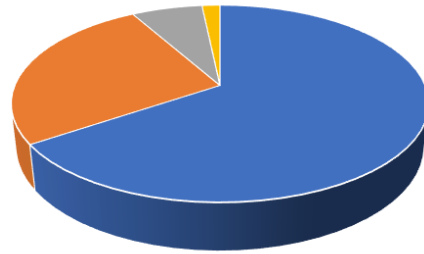
Mr Grinsill



## Legend

5 = Strongly Agree  
4 = Agree  
3 = Neither Agree nor Disagree  
2 = Disagree  
1 = Strongly Disagree

### 1. My child is happy at this school



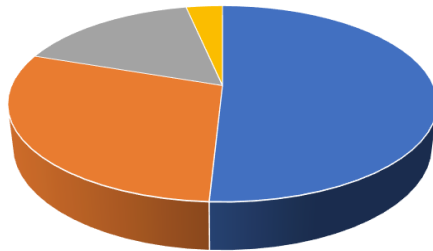
■ Strongly Agree ■ Agree ■ Neither Agree nor Disagree ■ Disagree



Total Reponses				
5	4	3	2	1
65.57%	26.22%	6.55%	1.66%	-

Less than 2% of responses indicated that their child is not happy at our school. This is a positive response as this has reduced from 4.5% last year. We want 100% of our children to be happy so we will continue to promote to ALL children that they have a right to be happy at school.

### 2. The school's Christian values have a positive effect on my child



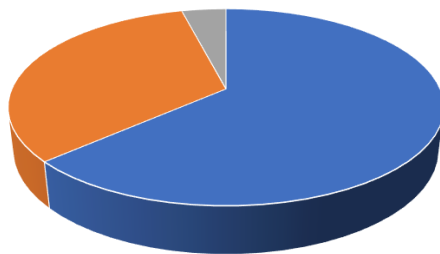
■ Strongly Agree ■ Agree ■ Neither Agree nor Disagree ■ Strongly Disagree



Total Reponses				
5	4	3	2	1
50.85%	29.52%	16.39%	-	3.27%

We are pleased to have maintained a figure of over 80% for our parents feeling our Christian Vision and Values have a positive effect on their child. Our vision and values are still in their infancy but we have already seen an impact on children within the school. We are excited to develop this further next year.

### 3. My child feels safe at school



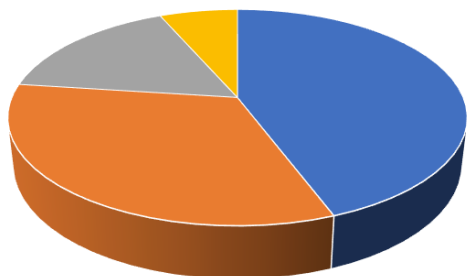
■ Strongly Agree ■ Agree ■ Neither Agree nor Disagree



Total Reponses				
5	4	3	2	1
63.29%	32.79%	3.92%	-	-

Last year, 5.8% of parents stated that their child did not feel safe at school. Safeguarding is our number one priority and I am pleased to share that no parents stated that their child feels unsafe. This is testament to our RHE curriculum and the culture of safeguarding which has been established across the school.

#### 4. The school makes sure that its pupils are well behaved

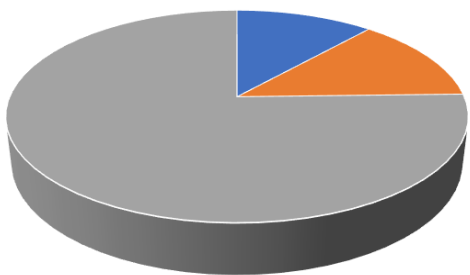


■ Strongly Agree ■ Agree ■ Neither Agree nor Disagree ■ Disagree

Total Responses				
5	4	3	2	1
44.26%	32.79%	16.39%	6.56%	-

We have seen an increase on last year's figure of 75% to 77%. We know that children perform best when they are encouraged and motivated to learn, which is the primary step towards positive behaviour. Since last year, we have introduced team points as a positive reward system which has impacted positively.

#### 5. My child has been bullied and the school dealt with the bullying quickly and effectively

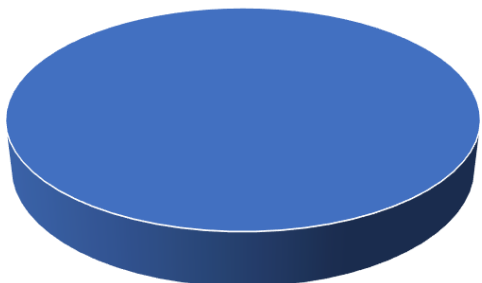


■ Yes ■ No ■ Not experienced this


Total Responses				
5	4	3	2	1
44.26%	32.79%	16.39%	6.56%	-

We continue to work hard to deal swiftly with any incidents of bullying or perceived bullying that we are informed of. We want all of our children to feel safe, to thrive and to flourish at school. Also, we want all children and parents to feel that if a concern is raised, that it will be dealt with effectively. We will continue our work to address this issue through our Christian values and also through our wider curriculum.

#### 6. The school makes me aware of what my child will learning during the year




Total Responses			
Yes	100%	No	-
Last year, 89.85% of parents said that they are aware and we are pleased to raise this figure to 100%. It is crucial for our parent community to know what the children are learning so we can work together in partnership for our pupils. Please do keep reading our curriculum overviews, plus class and Head Teacher newsletters to stay updated.			

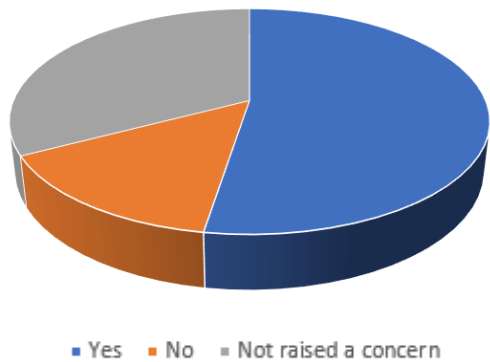


THE CHURCH OF ENGLAND

SIAMS Outstanding

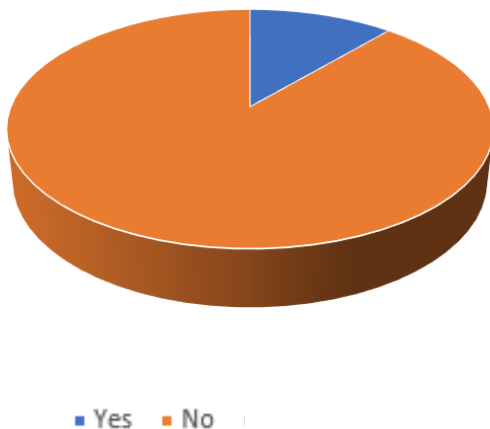


## 7. When I have raised concerns with the school, they have been dealt with properly




Total Responses					
Yes	32.54%	No	14.75%	I have not raised a concern	32.71%
<p>We are pleased that the proportion of parents who feel their concerns have not been dealt with properly has been reduced. There are many ways that parents can raise any concerns they have. Class teachers are available to answer 99% of your queries. In addition to this, we have a wonderful administration team of Mrs Yeo and Miss Lea, Mrs Davies SENDCo (Special Educational Needs Co-ordinator) and Mrs Guntrip and myself as the senior leaders of the school who are all available to respond to any concerns you may have. We want 100% of concerns to be dealt with properly and will always endeavour to do this so please continue to keep us informed of any concerns you have.</p>					

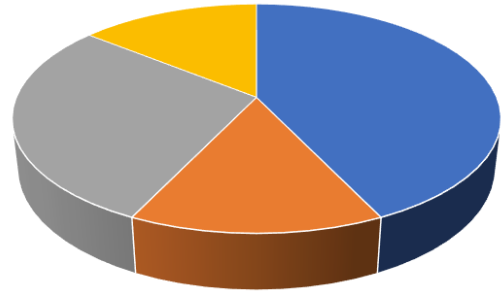
## 8. Does your child have special educational needs or disabilities (SEND)?



Total Responses			
Yes	11.48%	No	88.52%
<p>Ilsham is an inclusive school and we are proud that we have designed a curriculum to prepare ALL children for the next stage of their education and beyond.</p>			



**9. If yes, how strongly do you agree with this statement? "My child has SEND and the school gives them the support they need to succeed."**



■ Strongly Agree ■ Agree ■ Disagree ■ Strongly Disagree

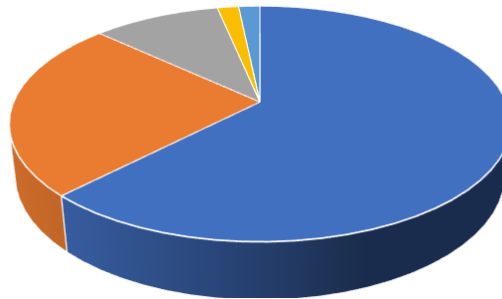


Total Responses (of those who responded Yes)				
5	4	3	2	1
42.5%	14.2%	-	28.5%	14.2%

There clearly is work to do here in articulating the support that each and every one of our children receives. Moving forward, we want all of our parents to be really clear about exactly what support their child is getting and we need to consider how we communicate this. Mrs Davies (SENDCO) alongside the class teachers work hard to ensure that our provision for all learners meets their individual needs. We have made progress as last year, only 17% of parents felt their child received the support they need, but we endeavour for all of our parents of all of our children to feel that they are supported.



**10. The school has high expectations for my child**



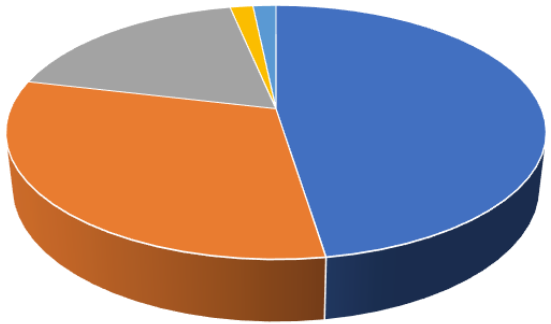
■ Strongly Agree ■ Agree ■ Neither Agree nor Disagree ■ Disagree ■ Strongly Disagree



Total Responses				
5	4	3	2	1
62.3%	24.6%	9.82%	1.64%	1.64%

Last year, nearly 19% of parents felt that the school did not hold high expectations for their child. Through our school vision, we encourage the children to be the best that they can be in all areas. We are really pleased that 19% has reduced to 3% but we will continue to encourage and support our children so that all parents feel there are high expectations for their child.

### 11. My child does well at a Trust School

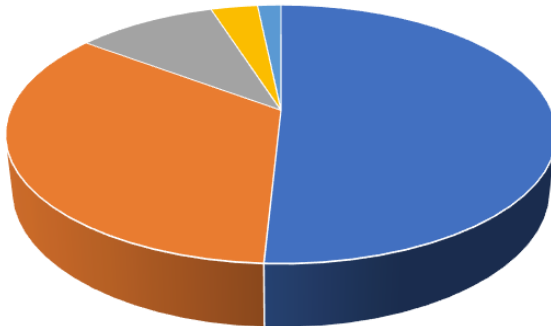


■ Strongly Agree ■ Agree ■ Neither Agree nor Disagree ■ Disagree ■ Strongly Disagree

Total Reponses				
5	4	3	2	1
47.54%	31.15%	18.03%	1.64%	1.64%

Our curriculum is designed to prepare children for the next stage of their education and beyond and encourages children to be outward looking in their approach to the positive impact they can have on the world around them. Previously, nearly 5% of parents felt that their child did not do well and this figure has reduced to just over 3%.

### 12. The school lets me know how my child is doing



■ Strongly Agree ■ Agree ■ Neither Agree nor Disagree ■ Disagree ■ Strongly Disagree

Total Reponses				
5	4	3	2	1
50.82%	34.42%	9.84%	3.28%	1.64%

Throughout the school year, there are many formal and informal ways that we update parents on their child's progress. We also send home a weekly headteacher newsletter sharing regular updates from the school. Last year, 16% of parents felt that they were not aware of their child's progress and that figure has been reduced to just 5%.

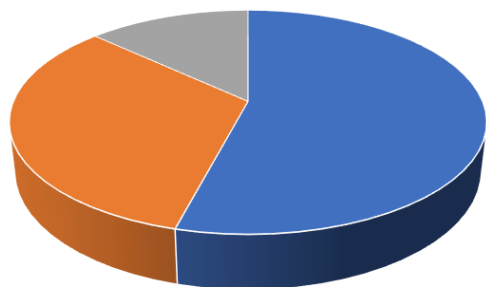


**English Hubs**  
Ilsham English Hub





### 13. There is a good range of subjects available to my child at Trust Schools

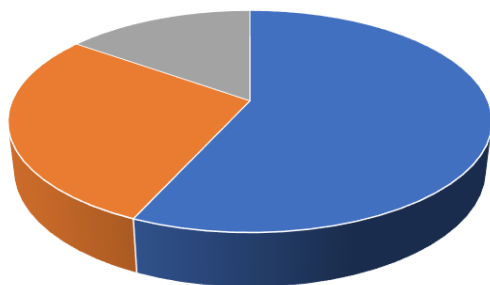


■ Strongly Agree ■ Agree ■ Neither Agree nor Disagree

Total Responses				
5	4	3	2	1
54.1%	32.79%	13.11%	-	-

Over the past year, we have been working hard to develop and improve our curriculum offer, listening to feedback from staff, children and parents. We are delighted that all parents have recognised that there is a broad and balanced curriculum as over 10% of parents did not feel this was the case last year.

### 14. The school supports my child to take part in a wide range of activities and experiences across and beyond the curriculum.

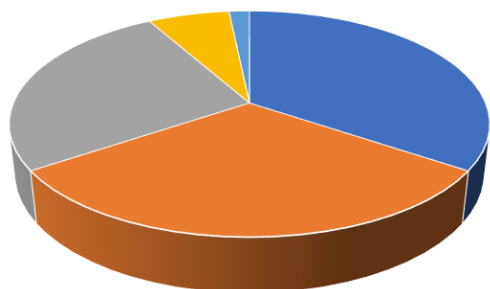


■ Strongly Agree ■ Agree ■ Neither Agree nor Disagree ■ Disagree

Total Responses				
5	4	3	2	1
55.74%	27.87%	14.75%	1.64%	-

This year, we have enhanced our curriculum offer with visitors and experiences for our children, as well as the trust charter. We have also facilitated peripatetic music lessons, introduced a school choir and KS2 football teams. As a result, just under 2% of parents feel there is not a wide range of activities compared to 14.5% last year.

### 15. There is a positive benefit to my child's education by being part of a school trust

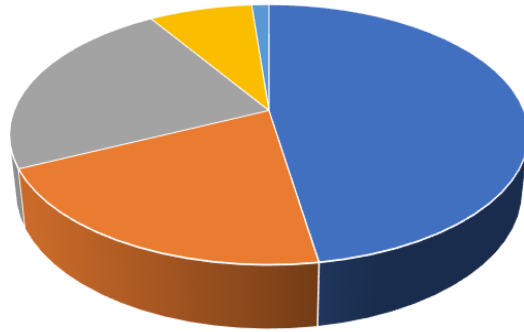


■ Strongly Agree ■ Agree ■ Neither Agree nor Disagree ■ Disagree ■ Strongly Disagree

Total Responses				
5	4	3	2	1
34.43%	31.15%	26.23%	6.55%	1.64%

Being part of a school trust has a huge impact on our curriculum offer as we are able to share expertise and resources for our children. Our teachers are able to join together to collaborate and share high-quality professional development so that we are able to put the best teachers in front of your children.

**16. I receive helpful information regarding how being part of a school trust benefits my child's education**

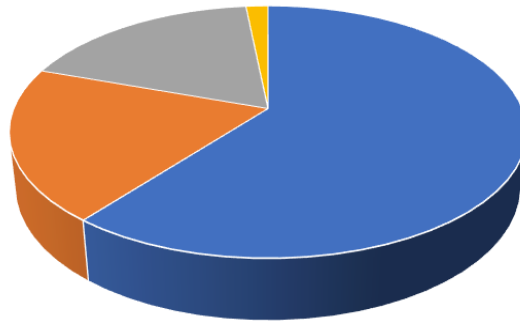


■ Strongly Agree ■ Agree ■ Neither Agree nor Disagree ■ Disagree ■ Strongly Disagree



Total Reponses				
5	4	3	2	1
32.79%	26.23%	29.5%	9.84%	1.64%
There is a Trust Newsletter sent out to parents on a regular basis to keep you informed on how the school trust is working to develop the education and offer for your children. Additionally, in the weekly Head Teacher newsletter, there are updates on how the school trust is working together to improve school life for the children of Ilsham.				

**17. I would recommend this school to another parent**



■ Strongly Agree ■ Agree ■ Neither Agree nor Disagree ■ Disagree



Total Reponses				
5	4	3	2	1
60.66%	19.67%	18.03%	1.64%	-
This is very supportive of the team who work here at Ilsham. We are so pleased that less than 2% of parents would not recommend the school and that is testament to the hard work of every staff member as last year, this figure was nearly 16%.				

