

ILSHAM C of E ACADEMY Parent Questionnaire September 2023



I wanted to thank you for the time taken to complete this questionnaire. We had a response rate of 38.67% which was 53 families out of 137. Here are the collated responses from across our academy alongside our next steps.

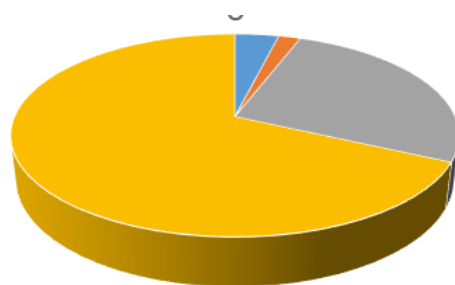
Mr Grinsill



Legend

4 = Strongly Agree
3 = Agree
2 = Disagree
1 = Strongly Disagree

1. My child is happy at this school



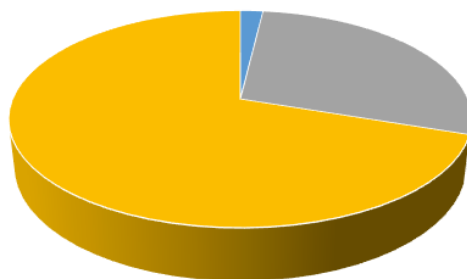
■ 1 Strongly Disagree ■ 2 Disagree ■ 3 Agree ■ 4 Strongly Agree

Total Responses

| 4 | 3 | 2 | 1 |
|-------|-------|-------|------|
| 69.81 | 26.8% | 1.89% | 1.89 |

Nearly 97% of responses indicated that their child is happy at this school. This is a positive response but we strive for 100% of our children to be happy so we will continue to promote to all children that they have a right to be happy at school.

2. The school's ethos and culture have a positive effect on my child



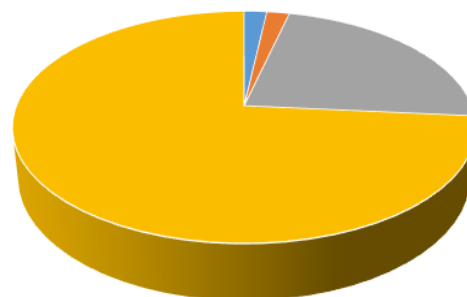
■ 1 Strongly Disagree ■ 2 Disagree ■ 3 Agree ■ 4 Strongly Agree

Total Responses

| 4 | 3 | 2 | 1 |
|------|------|---|---|
| 71.7 | 28.3 | - | - |

We are really pleased that this figure has increased from 80% to 100%. Our vision and values are central to the education that we provide and this is clearly reflected in the children's attitudes and beliefs.

3. My child feels safe at school



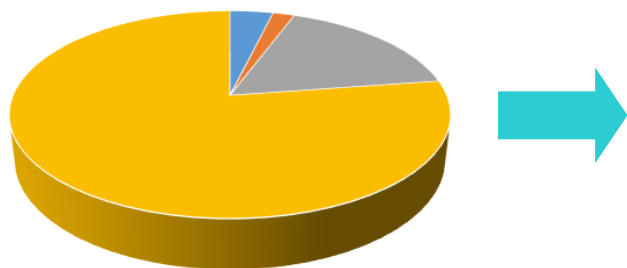
■ 1 Strongly Disagree ■ 2 Disagree ■ 3 Agree ■ 4 Strongly Agree

Total Responses

| 4 | 3 | 2 | 1 |
|-------|-------|------|---|
| 75.47 | 22.64 | 1.89 | - |

Over 98% of parents have stated that their child feels safe at school which is inline with last year's figure. Safeguarding is our number one priority. Our RHE curriculum and culture of safeguarding within the school is robust. We are continuing to engage with agencies to further enhance our offer as we strive for 100%.

4. The school encourages its children to be respectful and caring



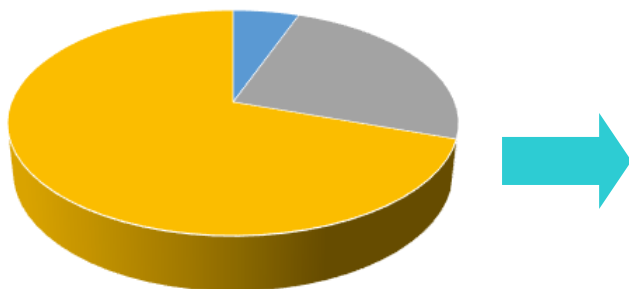
■ 1 Strongly Disagree ■ 2 Disagree ■ 3 Agree ■ 4 Strongly Agree

Total Responses

| 4 | 3 | 2 | 1 |
|-------|-------|------|------|
| 79.24 | 16.98 | 1.89 | 1.89 |

Respect and compassion are two of our central values and we are pleased to hear that over 97% of parents feel the school encourage the children to exemplify these values. We will continue to work with our children to foster greater levels of respect.

5. The school ensures its children are well behaved




■ 1 Strongly Disagree ■ 2 Disagree ■ 3 Agree ■ 4 Strongly Agree

Total Responses

| 4 | 3 | 2 | 1 |
|------|-------|---|------|
| 71.7 | 24.53 | - | 3.77 |

Last year, 77% of parents felt that the school ensured pupils are well behaved and that figure has increased to over 96%. Through various professional development opportunities, we have worked as a collective to support the children to be motivated to learn.

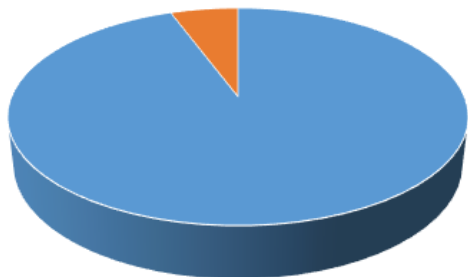


THE CHURCH
OF ENGLAND

SIAMS Outstanding



6. The school makes me aware of what my child will be learning during the year

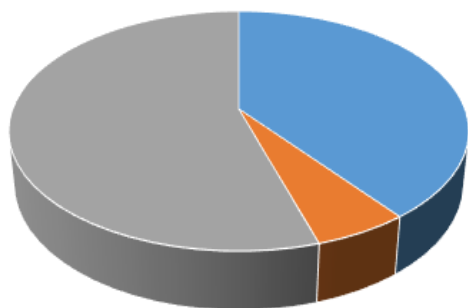


Total Responses

| | | | |
|-----|-------|----|------|
| Yes | 96.23 | No | 3.77 |
|-----|-------|----|------|

Each term, the school shares curriculum booklets which detail the learning coverage across the term as well as sharing information through parent consultations. Through the Head Teacher newsletter, we also share what learning has taken place across the school. We endeavour for 100% of our parents to understand what the children will be learning, please do make contact with the school if you require further detail.

7. When I have raised concerns with the school, they have been dealt with properly



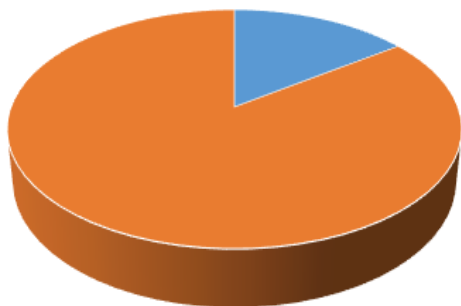
■ Yes ■ No ■ Have not raised

Total Responses

| | | | | | |
|-----|-------|----|------|-----------------------------|-------|
| Yes | 39.62 | No | 5.66 | I have not raised a concern | 54.72 |
|-----|-------|----|------|-----------------------------|-------|

We are pleased that the number of parents who feel their concerns have not been dealt with properly have been reduced from 15% to 5%. Class teachers are able to answer 99% of your queries. We have a wonderful administration team, SENDCO and Senior leadership team committed to working in partnership with you to respond to any concerns you may have.

8. Does your child have special educational needs or disabilities (SEND)?



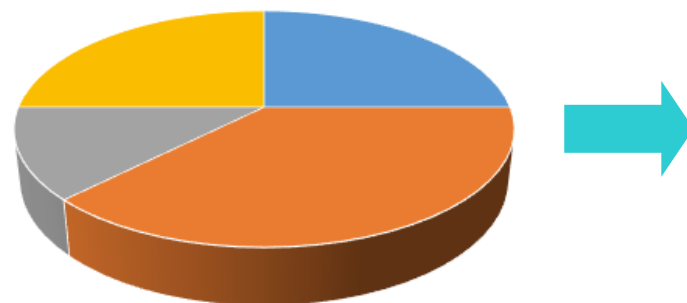
Total Responses

| | | | |
|-----|--------|----|--------|
| Yes | 15.09% | No | 84.91% |
|-----|--------|----|--------|

Ilsham is an inclusive school, which was recognised in our most recent OFSTED inspection. We are pleased that we are able to offer a curriculum which all children are able to access and that we are being chosen by many more families with a 5% increase in SEND pupil population.



9. If yes, how strongly do you agree with this statement? "My child has SEND and the school gives them the support they need to succeed."

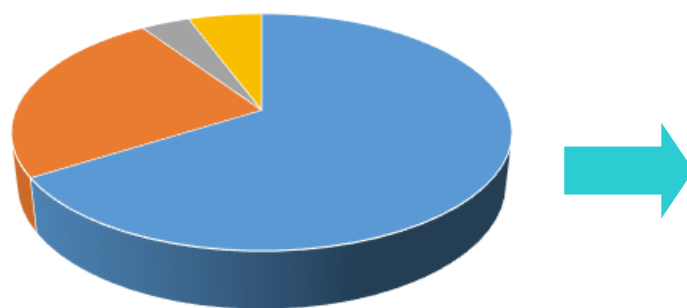


■ 1 Strongly Agree ■ Agree ■ Disagree ■ 4 Strongly Disagree

| Total Responses (of those who responded Yes, and also commented) | | | |
|--|------|------|----|
| 4 | 3 | 2 | 1 |
| 25 | 37.5 | 12.5 | 25 |

Not only do we have more children with SEND, but also more parents feel that their children are given the support that they need as there has been a 10% increase to 63%. OFSTED recognised that SEND provision at Ilsham was strong, but we endeavour for all parents to feel that their child is supported to succeed. Please do contact the school to discuss any potential issues further so that we can work together in partnership.

10. The school has high expectations for my child

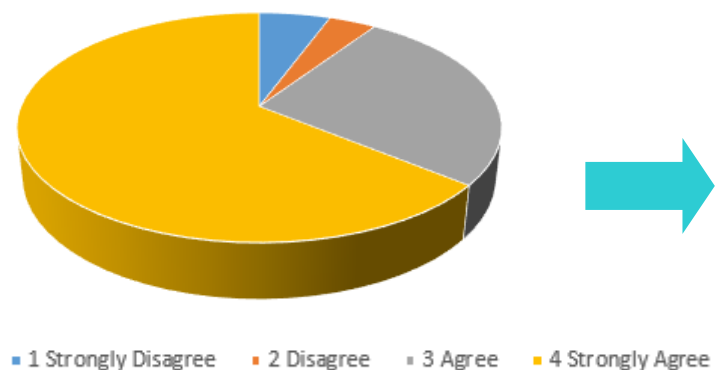


■ 1 Strongly Agree ■ Agree ■ Disagree ■ 4 Strongly Disagree

| Total Responses | | | |
|-----------------|-------|------|------|
| 4 | 3 | 2 | 1 |
| 67.93 | 24.53 | 3.77 | 3.77 |

Last year, 87% of parents felt the school held high expectations and this figure has now increased to 92%. We will continue to encourage and support the children so that all parents feel there are high expectations.

11. My child is flourishing at school

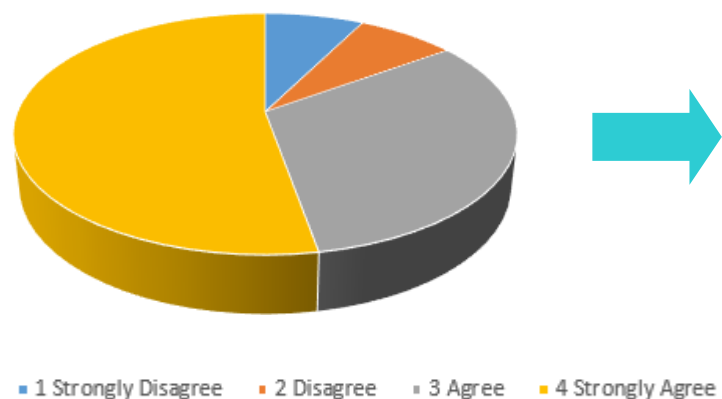


Total Responses

| 4 | 3 | 2 | 1 |
|-------|-------|------|------|
| 66.04 | 26.42 | 3.77 | 3.77 |

Last year, 78% of parents felt that their child did well and this figure has increased to 92%. OFSTED recognised the ambitious curriculum that we have implemented and the positive impact this is having on the children of Ilsham. We will continually develop and enhance our curriculum.

12. The school lets me know how my child is doing



Total Responses

| 4 | 3 | 2 | 1 |
|-------|-------|------|------|
| 54.72 | 32.07 | 7.55 | 5.66 |

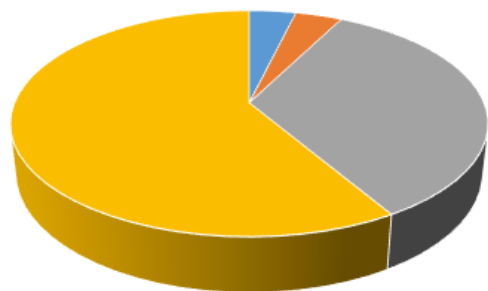
We have had a slight increase to 86% this year but we aim for this figure to be higher. We send a weekly Head Teacher update detailing the learning which is taking place in the school and we have termly parent consultations to keep parents updated with pupil progress. You can also make appointments with the class teacher to discuss progress and concerns throughout the school year.



English Hubs
Ilsham English Hub



13. My child has access to the full range of national curriculum subjects

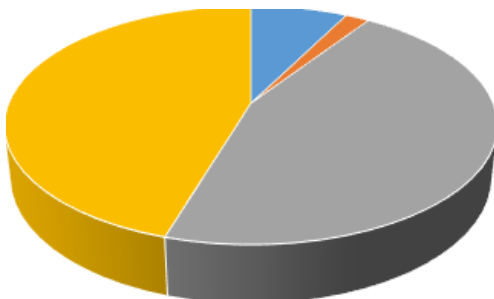


■ 1 Strongly Agree ■ Agree ■ Disagree ■ 4 Strongly Disagree

| Total Reponses | | | |
|----------------|-------|------|------|
| 4 | 3 | 2 | 1 |
| 60.38 | 33.96 | 3.77 | 1.89 |

Previously, 87% of parents felt there was a good range of subjects on offer and this has now increased to 94%. OFSTED recognised how we ensure a broad and balanced curriculum is offered to all children and as a result we had no next steps for our curriculum offer.

14. The school supports my child to take part in a wide range of activities and experiences across and beyond the curriculum.

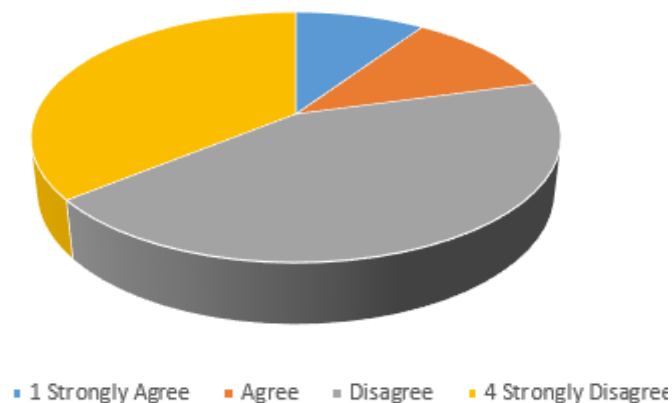


■ 1 Strongly Agree ■ Agree ■ Disagree ■ 4 Strongly Disagree

| Total Reponses | | | |
|----------------|-------|------|------|
| 4 | 3 | 2 | 1 |
| 47.2 | 45.28 | 1.87 | 5.66 |

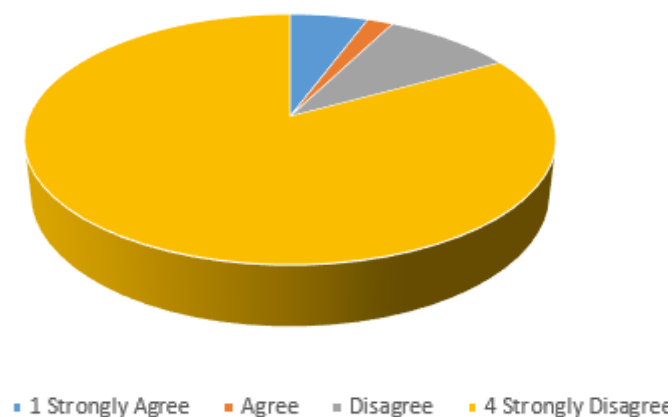
Last year, 84% of parents felt the school supported with a wide range of activities and this has now increased to 92%. The school choir continues to go from strength to strength and we have welcomed a range of visitors into school to enrich the curriculum. We are currently exploring further options with after school clubs from feedback in some responses.

15. I receive helpful information regarding how being part of a school trust benefits my child's education.



| Total Reponses | | | |
|--|------|-------|------|
| 4 | 3 | 2 | 1 |
| 37.73 | 43.4 | 11.32 | 7.55 |
| Last year, just 59% of parents felt they received helpful information and this has now increased to 81%. There is a regular trust update sent out and through the Head Teacher newsletter, there is information on how being part of a school trust family benefits the education offer that we are able to provide. | | | |

18. I would recommend this school to another parent.



| Total Reponses | | | |
|---|------|------|------|
| 4 | 3 | 2 | 1 |
| 84.92 | 9.43 | 1.88 | 3.77 |
| Last year, nearly 80% of parents would recommend the school and this has increased to 94%. Thank you for your kind feedback and this is testament to the hard work and commitment of every staff member. We will continue to strive for 100%. | | | |